




# EVERY™ ADVANTAGE. ISX For 2007


- **Variable Geometry Turbocharger** – Enhanced response and control with electric actuation for infinite adjustment, providing exact boost at any rpm. Sliding-nozzle design increases reliability, durability.
- **Cooled Exhaust Gas Recirculation** – Lowers combustion temperatures for reduced emissions and optimized mpg.
- **Dual Overhead Camshafts** – One camshaft drives high-pressure fuel injection for clean, responsive power. The second camshaft operates the intake and exhaust valves, with dedicated lobes for the integrated engine brake.
- **Patented Mid-Stop Cylinder Liners** – Robust design allows for variations in coolant chemistry.
- **Cummins Intebrate™** – Up to 600 braking horsepower for greater vehicle control, reduced service brake wear.
- **High-Pressure Fuel Injection System** – For cleaner, more complete combustion.
- **Crankcase Ventilation System** – Fleetguard® coalescing filter only needs replacement every 3-4 oil changes.
- **Low Maintenance** – Advanced Fleetguard® ES System™ for extended service intervals. Drive up to 35,000 miles (56,000 km) between oil drains and filter changes in light-duty applications. 25,000 miles (40,000 km) in normal use.
- **Cummins Particulate Filter** – Fully integrated for uncompromising performance, reliability. Reduces particulate matter more than 90%.
- **Fully Integrated Electronic Controls** – A single ECM (Electronic Control Module) controls the engine and aftertreatment. Also coordinates interaction with the transmission, ABS, engine brake, cooling fan and more.



## SPECIFICATIONS

Advertised Horsepower	385-600 hp	287-447 kW
Peak Torque	1450-1850 lb-ft	1966-2509 N•m
Governed Speed	2000 rpm	
Clutch Engagement Torque	1000 lb-ft	1356 N•m
Number of Cylinders	6	
Oil System Capacity	14 U.S. gallons	52.9 liters
System Weight	3,093 lb	1,403 kg
Engine (Dry)	3,021 lb	1,370 kg
Aftertreatment*	72 lb	33 kg

\*Increase over standard muffler



## Cummins ISX. Every Challenge. Met.

Cummins is meeting the 2007 emissions standards with a totally integrated system from air intake to exhaust. It includes our proven cooled-EGR subsystem, an electrically actuated VG Turbo, a proprietary Cummins Particulate Filter and a crankcase ventilation system with a Fleetguard® coalescing filter — all managed by a single Electronic Control Module (ECM). It all was designed and manufactured by Cummins to work as a single unit, delivering optimum performance with a minimum of maintenance.

## Every MPG. Optimized.

Even with added emissions controls, the ISX will retain its fuel economy leadership. You can expect comparable mpg numbers to EPA '02-certified and compliant engines. Several engine features are available to help you improve mpg further, including Load-Based Speed Control, Gear-Down Protection, idle management and SmartTorque ratings.

## ISX Ratings.

ENGINE MODEL	ADVERTISED HORSEPOWER	PEAK TORQUE
ISX 600	600	1850 @ 1200
ISX 550	550	1850 @ 1200
ISX 525	525	1850 @ 1200
ISX 500	500	1850 @ 1200
ISX 500	500	1650 @ 1200
ISX 485	485	1850 @ 1200
ISX 485	485	1650 @ 1200
ISX 450	450	1650 @ 1200
ISX 450	450	1550 @ 1200
ISX 425	425	1650 @ 1200
ISX 400	400	1650 @ 1200
ISX 400	400	1450 @ 1200

## Smart Torque Ratings.

ISX 500 ST	500	1650/1850 @ 1200
ISX 485 ST	485	1650/1850 @ 1200
ISX 450 ST	450	1550/1750 @ 1200
ISX 425 ST	425	1550/1750 @ 1200
ISX 425 ST	425	1450/1650 @ 1200
ISX 400 ST	400	1550/1750 @ 1200
ISX 400 ST	400	1450/1650 @ 1200
ISX 385 ST*	385	1450/1550 @ 1200

Additional ratings may be available. Check with your Cummins distributor or dealer.

\*Intebrate™ not available with this rating.

## ISX Maintenance Intervals.

DUTY CYCLE	LIGHT DUTY	NORMAL DUTY	SEVERE DUTY
Oil and Filter	35,000 mi 56,000 km	25,000 mi 40,000 km	15,000 mi 24,000 km
Fuel Filter	25,000 mi 40,000 km	25,000 mi 40,000 km	25,000 mi 40,000 km
Coolant Filter**	50,000 mi 80,000 km	50,000 mi 80,000 km	50,000 mi 80,000 km
Valve Adjustment	500,000 mi 800,000 km	500,000 mi 800,000 km	500,000 mi 800,000 km
Coalescing Filter	Every 3rd to 4th Oil Change		
Particulate filter	200,000-400,000 mi (320,000-640,000 km)		

\*Light Duty = >6.7 mpg, Normal Duty = 5.5-6.7 mpg, Severe Duty = <5.5 mpg

\*\*With appropriate filter

The Cummins Particulate Filter is designed to last the life of your engine. Regeneration is fully automated and controlled by the ECM.




## Service You Trust. Every Time.

Cummins has the largest network of service providers with over 3,500 locations in North America. And we're the only manufacturer to offer Cummins QuickServe® with same-day service for most repairs.

## Every Question. Answered.

For more details about Cummins ISX for 2007, see your local Cummins dealer or distributor, call 1-800-DIESELS (1-800-343-7357) or visit our web site at [everytime.cummins.com](http://everytime.cummins.com).



Cummins is a pioneer in product improvement. Thus specifications may change without notice. Illustrations may include optional equipment.



**Cummins Inc.**  
Box 3005  
Columbus, IN 47202-3005  
U.S.A.

Phone: 1-800-DIESELS (1-800-343-7357)  
Fax: 1-800-232-6393  
Internet: [everytime.cummins.com](http://everytime.cummins.com)

Bulletin 4103916 Printed in U.S.A. 3/06  
©2006 Cummins Inc.